

## POLE TYPE

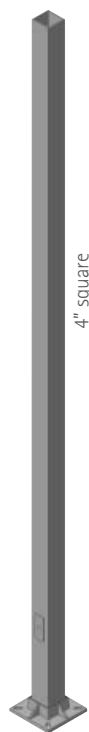
A

B


C

D

E

12'  
144"ft  
in

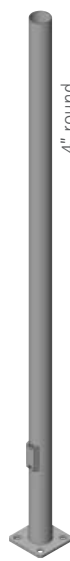
4" square




4" round



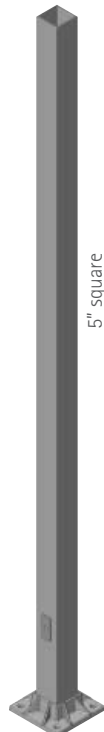
4" fluted



4" round




5" round




5" square



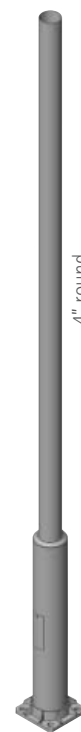
6" round



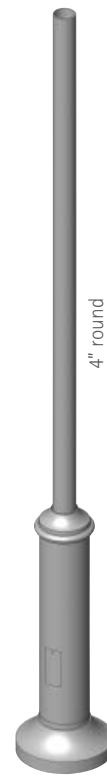
4" round



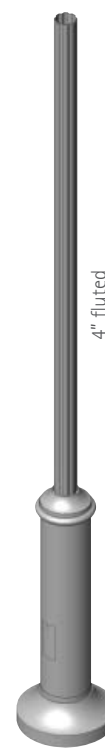
4" fluted




4" round



4" round



4" fluted



4" tapered fluted



direct burial 4" round, square or fluted

(A) ALUMINUM OR  
(S) STEEL MATERIAL

SUGGESTED MAX. HEIGHT

BOLT CIRCLE DIAMETER

BASE HEIGHT

BASE COVER

ANCHOR BOLTS

A

A

A

S

A

A

A

A

A

A

A

A

A

A or S

20'

20'

20'

20'

20'

20'

20'

15'

15'

20'

20'

20'

14'

20'

10"

8.5"

8"

8"

8.5"

12"

9.5"

8"

8"

9.5"

12"

12"

12"

-

-

-

28"

28"

37"

48"

48"

24"-72"

-

G

A, B, C,  
D, E, FA, B, C,  
D, E, FA, B, C,  
D, E, F

A, F

G

A

not required

A

H included

-

4 bolts, 3/4-10, 18"

3 bolts, 3/8-16, 12"

4 bolts, 3/4-10, 18"

4 bolts, 3/4-10, 18"

-